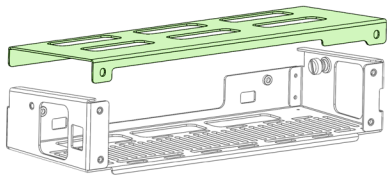


## REMOVE COVER

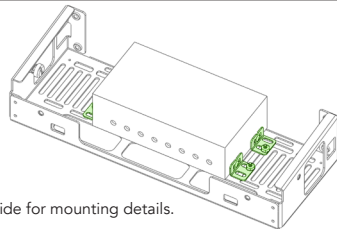
1



Unscrew top back thumbscrews and lift off cover.

2

## INSTALL POWER SUPPLY & ROUTE CABLES (optional)

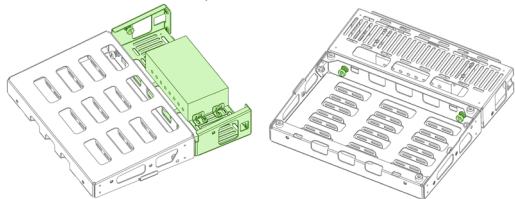


Consult User Guide for mounting details.

## ATTACH TO STOMPBOX

3

Align Extend slots with Stompblox tabs. Use thumbscrews to secure.



4

## REINSTALL COVER

Slide cover back in place and tighten thumbscrews.

